

UNCLASSIFIED

FINAL DETERMINATION
UNCLASSIFIED, DATE: 8/14/81

PUBLICLY RELEASABLE
LANL Classification Group
M. Sullivan Jones

LAMS 594 UNCLASSIFIED

[REDACTED]

[REDACTED]

0.3

VERIFIED UNCLASSIFIED

7-10-79. *EMJ*
8/14/81 *JW*

CIC-14 REPORT COLLECTION
REPRODUCTION
COPY

Conf
check
[REDACTED]

[REDACTED]

[REDACTED]

LOS ALAMOS NATL LAB LIBS.
3 9338 00405 5702

UNCLASSIFIED
UNCLASSIFIED

UNCLASSIFIED

UNCLASSIFIED

Classification changed
by team secret to confi

Report Lib by V. Hamey
May 17, 1952

LAMS - 594

Series A



July 30, 1947

This document contains 14 pages

REPORT OF TALK GIVEN AT THE CHICAGO MEETING, MAY 16, 1945
THE MONITORING OF SITE Y PERSONNEL FOR PLUTONIUM CONTAMINATION
AND THE EXCRETION OF PLUTONIUM BY A HUMAN SUBJECT

Report Written By:

Wright H. Langham

LOS ALAMOS NATIONAL LABORATORY
3 9338 00405 5702

UNCLASSIFIED

This document contains information of the Espionage and Atomic Energy laws. It is the property of the Atomic Energy Commission and its use by any unauthorized person is prohibited.

UNCLASSIFIED

SECRET

[REDACTED]

UNCLASSIFIED

ABSTRACT

A study of the urinary excretion rate of plutonium by human subject showed that about 0.02% of the injected dose was being excreted per day at the end of twenty days.

A study of the urinary excretion of plutonium by thirty-six members of CM Division showed a correlation between the plutonium excreted and the number of high nose counts.

A study of the effect of size of dose on the urinary excretion of plutonium by the rat indicated that the per cent of the doses excreted in the urine is independent of the size of the dose administered.

[REDACTED]

UNCLASSIFIED

SECRET

UNCLASSIFIED

UNCLASSIFIED

UNCLASSIFIED

June 18, 1945

Biochemical Section Site Y

TO: L. H. Hempelmann

FROM: Wright H. Langham

SUBJECT: Report of Talk given at the Chicago Meeting, May 16, 1945
The Monitoring of Site Y Personnel for Plutonium Contamination
and the Excretion of Plutonium by a Human Subject

The primary interest of the health department at Site Y is the immediate development of a method of monitoring personnel for internal body contamination with plutonium. The obvious purpose of a monitoring plan is to enable us to retire individuals from further contact with the material before they have absorbed harmful amounts. The execution of such a plan depends on the establishment of a number of factors among which are the following:

- 1) The development of a method of determining exceedingly small amounts of plutonium in some body fluid or excrement;
- 2) The establishment of the relationship between the body fluid or excrement and the amount of plutonium contained in the human body;
- 3) The development of a sampling system which excludes the possibility of external-contamination of the sample.

This report summarizes our attempts to establish some of the above factors. The urine has been chosen as the source of the sample for study.

UNCLASSIFIED

UNCLASSIFIED

UNCLASSIFIED

SECRET

Method of Sampling and Analysis:

Because of the extreme difficulty of detecting small amounts of internal contamination with plutonium, and because of the great possibility of external contamination of the sample, the practice has been to collect 24-hour samples under very rigorous conditions. The subject is directed to stay away from work and preferably away from the Site for a 48-hour period preceding the period of collection of the sample to be analyzed. All persons are asked to wear freshly laundered clothing during this preliminary period and to bathe and wash their hands frequently.

The subject is asked to report to the hospital at eight o'clock in the morning at the close of the 48-hour preliminary period. He is given hospital clothing and after taking a shower, is admitted to a special room provided for collecting the 24-hour urine sample. He is asked to remain in this room for the entire 24-hour period. It is requested that the subject restrict his fluid intake to one cup or glass of fluid per meal to avoid an abnormally large sample.

A hand counter is available in the room and a note is made as to whether or not the individual has a hand count. The subject is instructed to wash his hands each time before he voids and to wear white cotton gloves during voiding, thus preventing epithelial scales of the hands from falling into the flask and contaminating the sample. The voidings are collected in a 2 liter erlenmeyer flask which is placed at such a height that it is not necessary for the person to touch the flask or the funnel while urinating. When the collection is completed, the subject dresses and leaves the hospital leaving his specimen where it was

UNCLASSIFIED

SECRET

5-
UNCLASSIFIED
The sample is picked up and delivered to the laboratory by a member of the group doing the analyses.

Rigid adherence to the procedure described above should permit the collection of a 24-hour urine sample as nearly free from external contamination as possible.


The effectiveness of the above method is indicated by the data in Table I which gives a comparison of the analyses of samples consisting of two overnight specimens collected in the individuals' homes with 24-hour samples collected from the same individuals by the above hospital method. The average counts per minute obtained in the samples collected at home was 20 as compared to 2.2 counts per minute per sample when collected under hospital conditions. The most probable explanation of this great difference is that external contamination was avoided in the latter case.

The samples collected in the hospital are analyzed by the following method: The entire 24-hour specimen is evaporated almost to dryness and the residue wet-ashed using one addition of conc. HCl and repeated additions of conc. HNO₃ and 30% H₂O₂. The ashing is continued until a white solid almost completely free of organic matter is all that remains. The residue is taken up in 2 N HCl and a complete hydroxide precipitation carried out. The hydroxide precipitate is dissolved in 2 N HCl, the solution is adjusted to a pH = 0.3-0.5 and the plutonium, plus 1 mg. of ferric iron as a carrier, is extracted into chloroform using cupferron. The chloroform is evaporated off and the cupferron residue digested off with nitric and perchloric acids. The plutonium is then car-

UNCLASSIFIED

UINCL

6




ried out of the perchloric acid solution with lanthanum flouride. The lanthanum fluoride precipitate is transferred to a platinum disc and counted for 30 minutes in an alpha counter.

The data reported in Table II give some idea as to the performance of this method when applied to spiked urine samples and to mock ash solutions. Blank determinations were made on 24 samples of urine from persons never having worked with plutonium. These samples ranged in size from 800 to 1200 ml. The average of all blank determinations was 0.5 c/m per sample with a spread of 0-1.2 c/m.

Results of Personnel Monitoring:

Thirty-six members of the staff were chosen for the first test of the above monitoring method. These people were chosen to represent high, moderate, and low or no exposure groups. The number in each group was too few to give any definite significance to the classification. The results are indicative, however, and are summarized in Table III. It may be significant that all individuals showing a positive count in the urine had had one or more high nose counts on record since joining the project. A high nose count is recorded against an individual when a moist filter-paper swab inserted into the nostril and rotated shows 50 c/m or greater when counted in an alpha counter.



UNCLASSIFIED

6

UNCLASSIFIED

-7-

Urinary Excretion of Plutonium by the Human:

If urinary excretion values are to be used to establish the actual amount of internal body contamination it is essential to know the relation between the amount of plutonium in the human system and that excreted in the urine per 24 hours. On April 10, 1945, an attempt was made to establish this relationship by injecting a human subject intravenously with 4.7 γ of +4 product which was complexed with sodium citrate (0.3% solution) and adjusted to a pH of 6.0.

The subject was an elderly male whose age and general health was such that there is little or no possibility that the injection can have any effect on the normal course of his life. The patient might not have been an ideal subject in that his kidney function may not have been completely normal at the time of injection as indicated by slight albuminuria and a low urine specific gravity.

The +4 citrate complex was used in order to produce the maximum deposition in the bone. This presumably would produce an excretion rate comparable to that of a worker having absorbed the material at a slow rate thereby depositing a maximum amount in the bone where it is probably the most damaging.

The results obtained for the first 18 days after injection are presented graphically in Fig. 1 by blocking in the per cent of the total injected dose excreted per day.

These data show the excretion during the first day was surprisingly low and that the leveling off of the excretion rate was much slower than with rats. The most probable explanation of these observations is

000000
-8-

[REDACTED]

that they represent some metabolic abnormality of the subject. It is possible, however, that the stability of the +4 citrate complex is a factor. A blood sample taken 4 hours after the injection showed that about 50 per cent of the injected dose was still in the circulating blood. The calculation, however, was based on the assumption that there had been a complete mixing of the material throughout the total blood volume.

A rather favorable excretion rate is indicated by the observation that the leveling off point seems to be about 0.02 per cent instead of 0.01 per cent as observed for rats.

The Effect of Size of Dose on Urinary Excretion of Plutonium:

A number of fundamental assumptions must be made in regard to the metabolism of plutonium if a limited amount of human tracer data are to form the basis of a method of diagnosing internal body contamination (1) It is necessary to assume that, once absorbed, all valence states and all compounds of plutonium are metabolized by the animal organism in essentially the same way. (2) It is necessary to assume that plutonium is metabolized in the same way regardless of the route of absorption or administration. (3) It is also necessary to assume that the fraction deposited and therefore the fraction excreted is independent of the size of the dose administered or absorbed.

Hamilton (CN-2383) has reported a limited amount of information in support of the validity of the first two assumptions. The following experiment was performed to test the validity of the third.

000000
APPROVED FOR PUBLIC RELEASE

[REDACTED]

UNCLASSIFIED

0000

[REDACTED]

Five groups of mature male rats were injected with 0.032 γ (2250 c/m), 1.1 γ , 5.3 γ , 15.0 γ , and 52.0 γ of plutonium respectively. The material was administered as + 4 citrate complex in a solution 0.5 per cent with respect to sodium citrate. The pH of the solution was 6.0. The urine and feces were collected daily for five days from each group and analyzed for plutonium. The results of the urine analyses are given in Table IV. These data show rather conclusively that the per cent of the total injected dose excreted in the urine of the rat under the above conditions is independent of the size of the dose administered.

[REDACTED]

UNCLASSIFIED

0000

UNCLASSIFIED

TABLE I - EFFECT OF METHOD OF COLLECTING
SAMPLE ON COUNTS FOUND IN THE URINE


Person	c/m and Place of Collection of Sample	
	At Home*	In Hospital**
D. W.	10.1	2.2
W. A. B.	41.6	4.3
W. B. G.	16.1	3.4
W. G. T.	2.8	0.1
J. P.	17.8	---
D. D.	30.6	2.2
Average:	20.0	2.2

* Samples collected at home were two overnight voidings collected by the individual after thorough bathing and washing of hands.

** Samples collected in hospital were 24-hour samples collected under the rigorous hospital plan after a two-day leave from the Site.

UNCLASSIFIED

000000



UNCLASSIFIED

TABLE II--RECOVERY OF KNOWN AMOUNTS OF PLUTONIUM
FROM REGULAR AND MOCK URINE SAMPLES

No. of Detns.	Nature of Samples	Amt. of Spike c/m	Recovery %	Spread %
24	Blanks (Reg. urine)	0.	(ave. 0.5 c/m)	(0-1.2 c/m)
4	mock urine sol.	29.2	94	88-100%
11	" " "	10.0	93	85-101%
12	reg. urine	10.0	88	73-104%
3	reg. urine	4.5	95	81-105%



UNCLASSIFIED

000000

UNCLASSIFIED

TABLE III--RESULTS OF MONITORING SITE Y PERSONNEL

Classification	No. of Persons	Ave. c/m/24 hr. urine sample*
Highly exposed	5	2.2
Moderately exposed	23	0.4
Low or no exposure	8	0.2
Those having high nose counts**recorded	14	1.2
Those having no high nose counts recorded	22	0.2

* 0.5 c/m was subtracted from each value as a blank

** A high nose count is recorded against an individual when a moist filter-paper swab inserted into the nostril and rotated shows a count of 50 c/m or greater when counted in an alpha counter.

UNCLASSIFIED

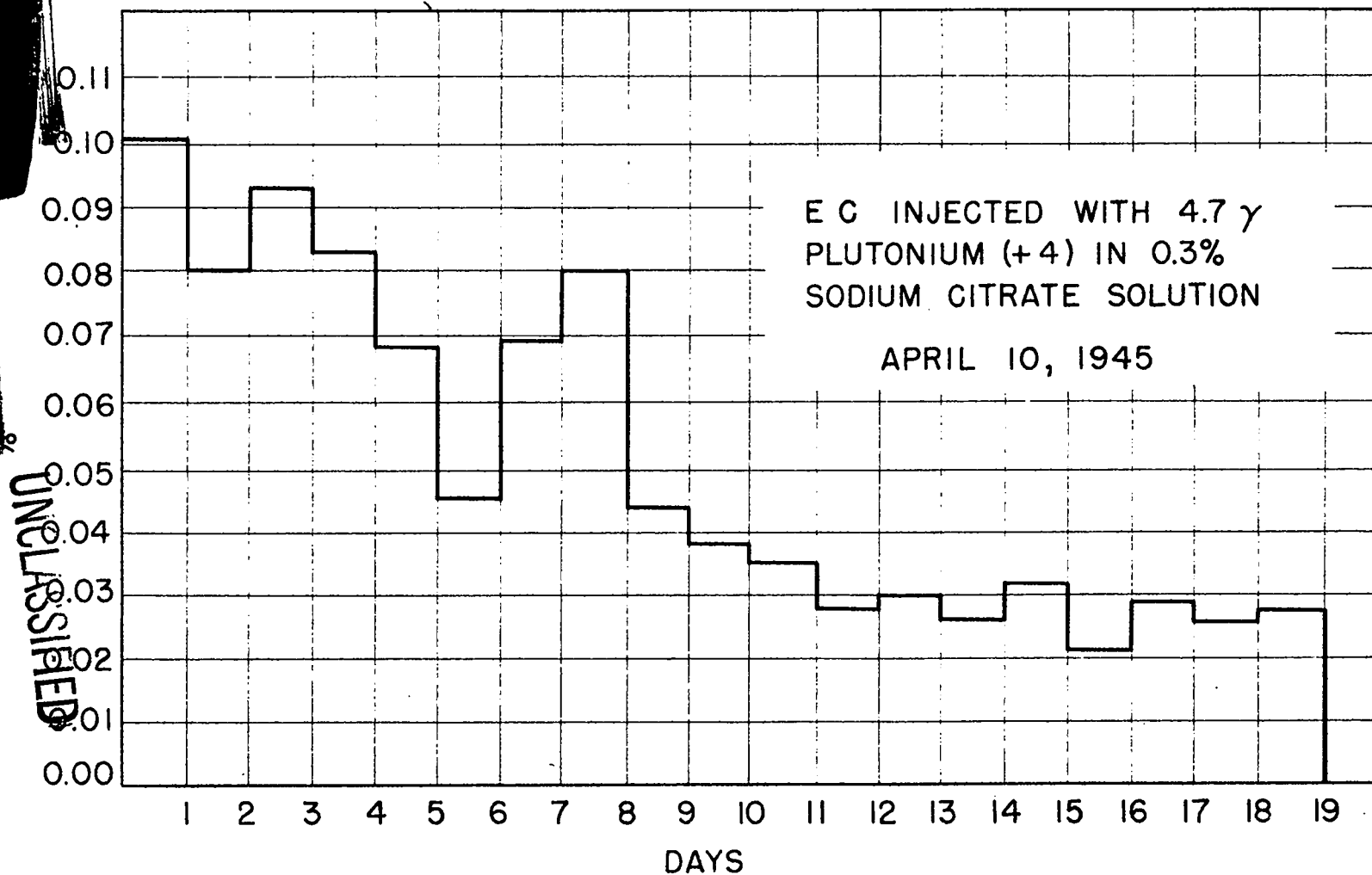
UNCLASSIFIED

TABLE IV--EFFECT OF DOSAGE ON PER CENT EXCRETION
OF PLUTONIUM (+4) CITRATE IN THE URINE OF THE RAT

Period After Inj. - Days	Dosage γ				
	0.032	1.1	5.3	15	52
1st	0.72	0.71	0.73	0.57	0.77
2nd	0.27	0.22	0.31	0.20	0.26
3rd	0.22	0.12	0.18	0.16	0.19
4th	0.15	0.11	0.13	0.13	0.17
5th	0.14	----	----	0.12	----

UNCLASSIFIED

FIG 1 - EXCRETION OF PLUTONIUM IN THE URINE
OF THE HUMAN GRAPHED AS PERCENT OF TOTAL
INJECTED DOSE EXCRETED PER DAY



APPROVED FOR PUBLIC RELEASE

UNCLASSIFIED

APPROVED FOR PUBLIC RELEASE

UNCLASSIFIED

~~UNCLASSIFIED~~

UNCLASSIFIED

UNCLASSIFIED

DOCUMENT ROOM

REC. FROM *Ed. Div*

DATE *8-8-47*

REC. NO. REC.

UNCLASSIFIED

~~REDACTED~~

~~REDACTED~~

UNCLASSIFIED